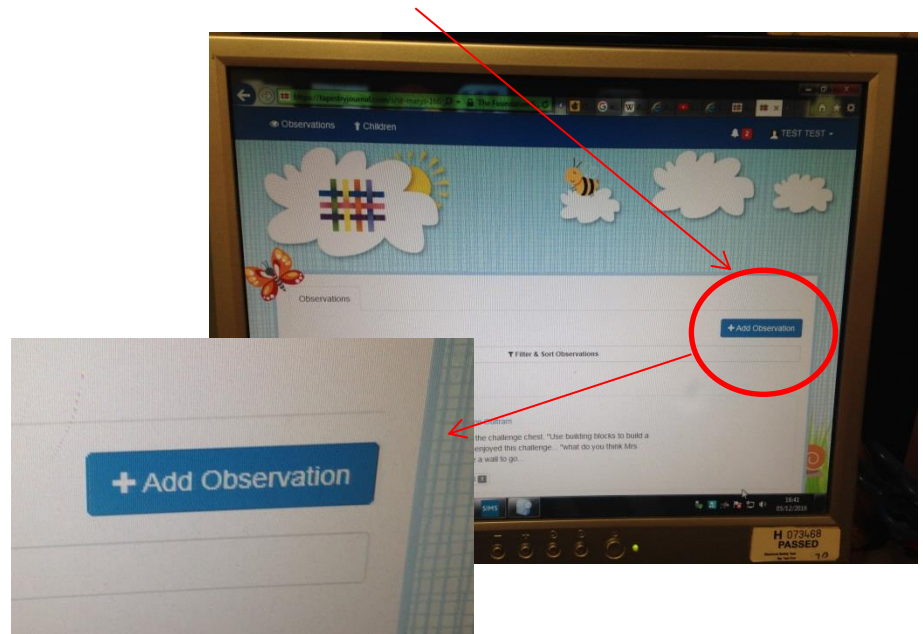


Quick start guide:

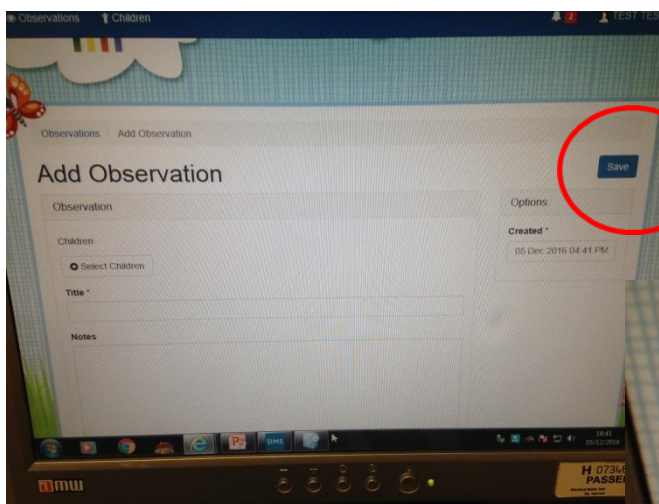
How to add an observation to your child's Tapestry account:



1. Firstly log in to your tapestry account on a computer, tablet or mobile phone. If you need a reset password email, ask Mrs Harrison or click on the reset link.
2. On the home screen, select the blue button 'Add Observation' on the right hand side.

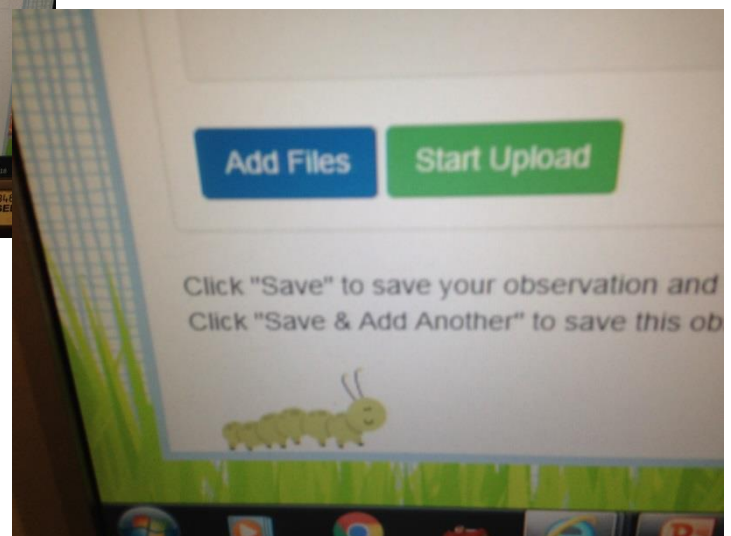


3. You will then get a screen like this...



To save your observation and close the window, press the blue 'Save' button at any time, either before or after adding a photograph.

4. To add a photograph or movie clip. Select add files. Then select your image or clip and then click start upload.



If you experience any difficulties using Tapestry, feel free to come and ask for support in school. Thank you.

Quick start guide:

How to add an observation to your child's Tapestry account:

If you experience any difficulties using Tapestry, feel free to come and ask for support in school.
Thank you.